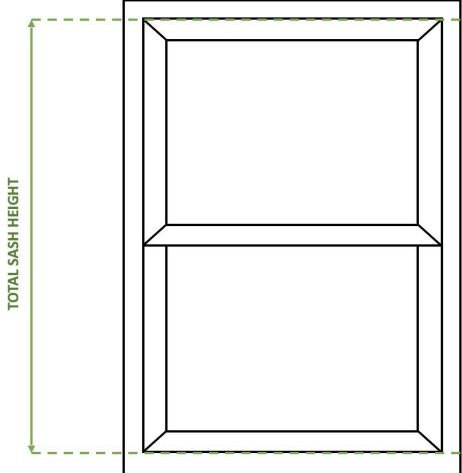
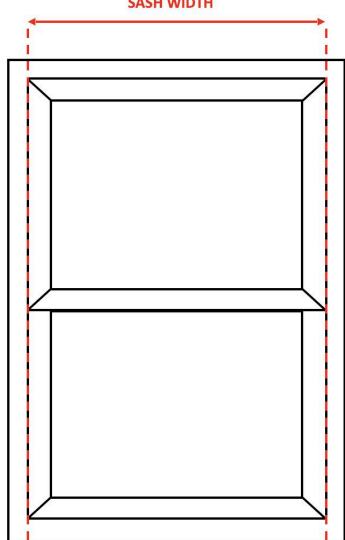
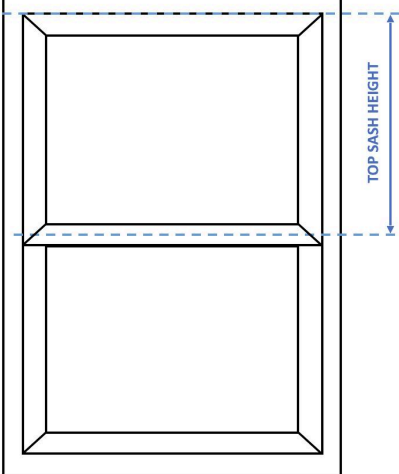
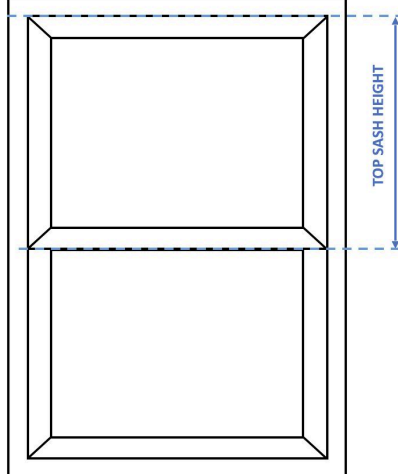


Enquiry date:  
Company:  
Contact Name:  
Project Ref:  
Email:  
Reason for enquiry:



## Vertical Sash Window Balance Commercial Survey Form

### Measuring guide:

<p><b>Total sash height in mm:</b></p>  <p>A diagram of a vertical sash window with two panes. A green dashed line with arrows at both ends spans the full height of the window frame, from the top of the upper pane to the bottom of the lower pane. The text 'TOTAL SASH HEIGHT' is written vertically along the left side of this line.</p>	<p><b>Sash width in mm:</b></p>  <p>A diagram of a vertical sash window with two panes. A red dashed line with arrows at both ends spans the full width of the window frame. The text 'SASH WIDTH' is written above this line.</p>
<p><b>IMPORTANT: PLEASE MEASURE THE CORRECT DISTANCE FOR YOUR WINDOW MATERIAL</b></p> <p><b>Top sash height in mm:</b></p>	
<p><b>Aluminium/ UPVC</b></p>  <p>A diagram of a vertical sash window with two panes. A blue dashed line with arrows at both ends measures the height of the top sash, from the top of the upper pane to the horizontal line separating it from the lower pane. The text 'TOP SASH HEIGHT' is written vertically along the right side of this line.</p>	<p><b>Timber:</b></p>  <p>A diagram of a vertical sash window with two panes. A blue dashed line with arrows at both ends measures the height of the top sash, from the top of the upper pane to the horizontal line separating it from the lower pane. The text 'TOP SASH HEIGHT' is written vertically along the right side of this line.</p>

Enquiry date:

Company:

Contact Name:

Project Ref:

Email:

Reason for enquiry:

[illegible]

Enquiry date:  
Company:  
Contact Name:  
Project Ref:  
Email:  
Reason for enquiry:



Extra details (please answer all relevant questions):

If this a balance system conversion:

Are the current balances broken?                      YES                      NO

What are you converting from and to?

If this is a broken balance enquiry:

Is there any sign of previous repair or tampering?                      YES                      NO

What sort of balances are currently installed?

Current balance tube in mm:

Please give details if the window operation is tilt and slide:

Current pivot shoes:

Current pivot bars:

**IMPORTANT: PLEASE PROVIDE ANY OTHER DETAILS THAT MAY BE RELEVANT WHEN MAKING A BALANCE CALCULATION:**

Enquiry date:  
Company:  
Contact Name:  
Project Ref:  
Email:  
Reason for enquiry:



Declaration:

Have you made or do you plan to make any structural alterations to the windows on this form that we should know about before completing this calculation?

By submitting this form I confirm that all of the details I have provided are correct.

Name:

Signature:

You will be emailed a copy of your responses. It is your responsibility to check all details on this form and ensure that you have provided accurate information. We will do our very best to ensure that you receive the correct balance recommendation based on the information you have given us. Cavendish Hardware Ltd. is not responsible for any issues arising because of incorrect or incomplete information provided on this form.